



# Little Ship Club

---

## Virtual Regatta Quick Guide



Pete Hampson

8<sup>th</sup> April 2020



# How to Access

You can play Virtual Regatta Inshore from your computer / laptop, tablet, or smart phone. For all instructions on how to download the software, simply go to <https://www.virtualregatta.com/en/>

Virtual Regatta

Home Club House eSailing World Championship Help About Us English

# SAIL GP

## ESAILGP POP-UP

Challenge the whole world on the most emblematic bodies of water and become the first #eSailGP champion in history!

RACE NOW!

OFFSHORE

PLAY NOW!

Virtual Regatta OFFSHORE

Download on the App Store GET IT ON Google Play

INSHORE

PLAY NOW!

Virtual Regatta INSHORE

Download on the App Store GET IT ON Google Play


Select this



# First Steps

When you first access Virtual Regatta, you will be asked to create an account.

Simply click on I create my account and complete your details





# VR Training

Before getting started with a race, you will have to complete training. This will teach you how to handle the boat in VR, teach you the basic controls and refresh your memory of the racing rules





# Home Page

Once you have completed the training, you can search for events to join from the Home Page

The screenshot shows the game's Home Page interface. At the top left, a box explains that the 'Custom Race' button is where users can find or create custom races and private clubs. At the top center, a 'Please connect' button is visible. At the top right, a box explains that the '200 C' (Credits) icon represents in-game currency, which can be earned for free or purchased. Below this, a shopping cart icon is shown. On the left side, there are buttons for 'SAILING SCHOOL' (100% progress) and 'Custom Race'. In the center, there are two event cards: 'Official 26 Hours' (eSailing World Championship, 6556 skippers) and 'RELAX' (Reward 200 C, Bid 100 C). A box on the right explains that 'Tokens' (Credits) can be used to buy extra helps during races. At the bottom, a 'PRO RACER' button indicates 1/10 players are waiting. The bottom navigation bar contains icons for a compass, friends, messages, a document, a bar chart, and settings.

This is where you can find or create your own custom races. More importantly, this is where you can find our private club

In-game currency. You can play for free, or you can buy (or win) extra credits

Tokens can be used to buy extra helps during races. You can win these by placing highly in races, or buy using credits to buy them. Or, you can race without.

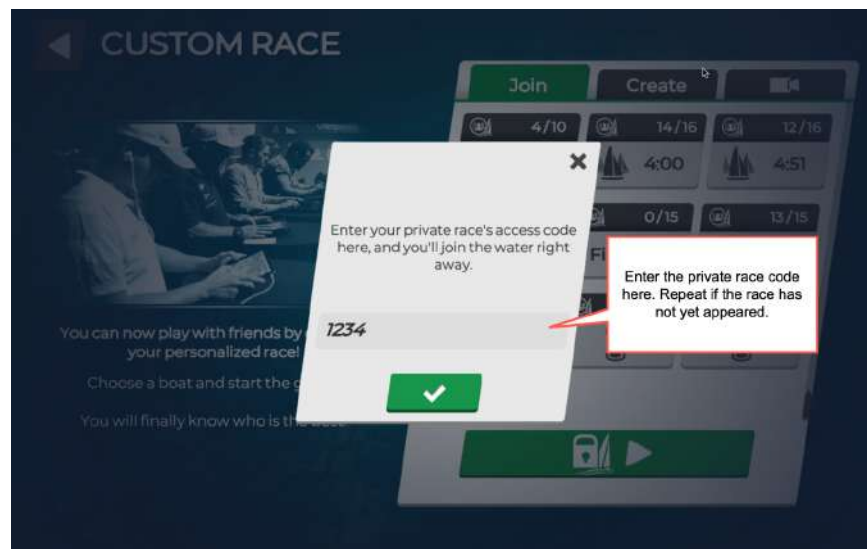
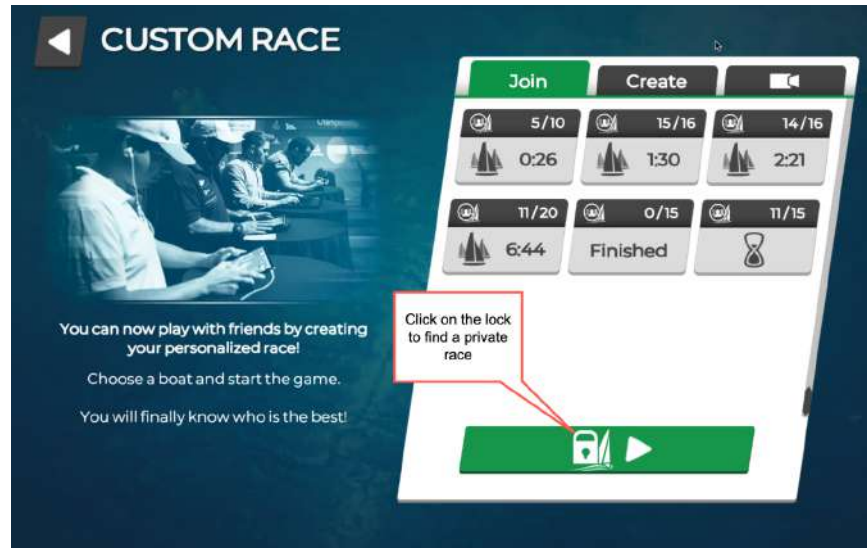
Click on events to go racing.



# Finding Private LSC Races

After clicking on the Custom Race button from the main screen, you can then search for a private LSC race as follows.

Contact RC Racing to be added to the WhatsApp group to receive race communications.



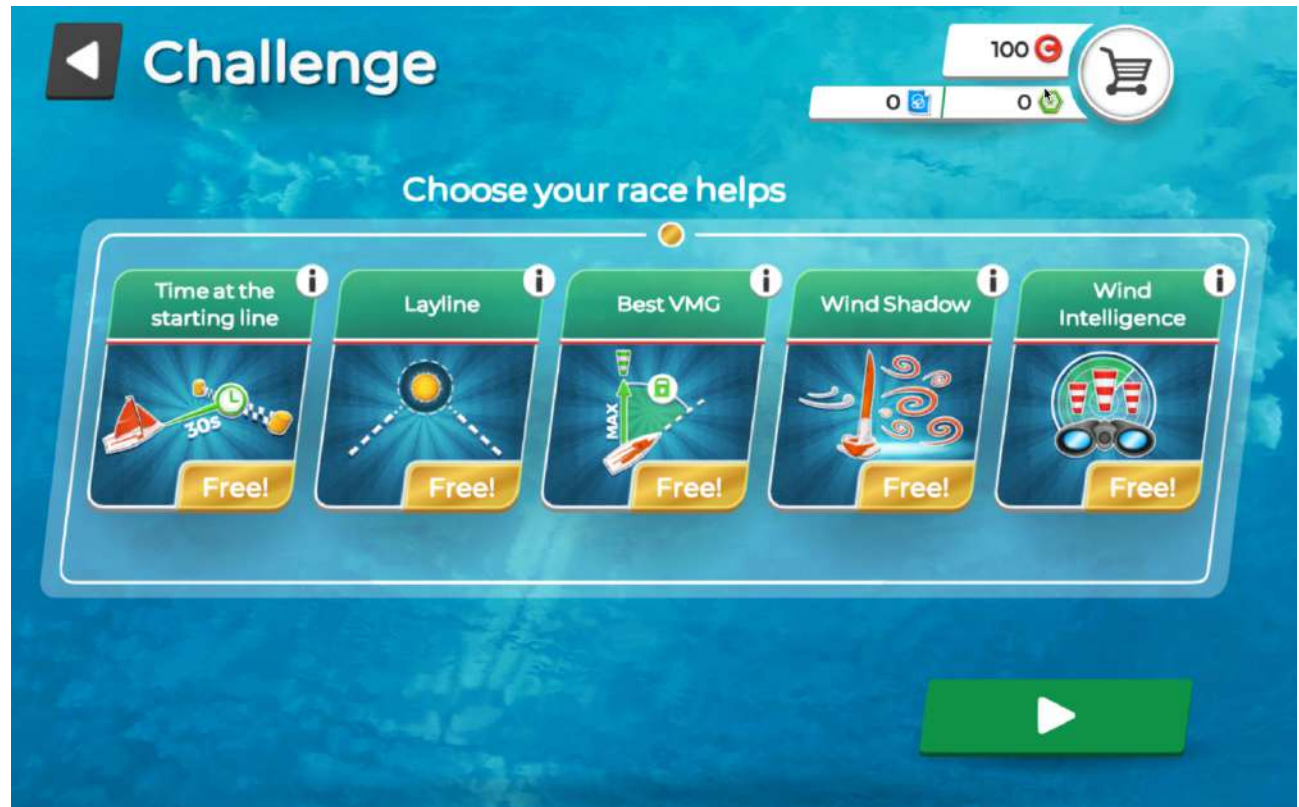


# Race Helps

Before joining a race, you can select your race helps. Sometimes you receive these for free and, other times, you need to spend your token to use them.

You don't have to have them and you can certainly race without, but Best VMG is highly recommended.

More information on each can be found by clicking on the "i" button next to them.





# Pre-Race

All the usual jostling for position before you start. Some on-screen cues to note are:







# Racing

**LEGS 1/6**  
**00:33**

**1** Teamspirit -62m  
**2** erby -42m  
**3** Parru -26m  
**4** Boat59426  
**5** Orof10 +22m  
**6** Malo56600 +32m  
**7** @eljaleo +36m  
**8** GianlucaS +54m  
**9** cnpacrew +62m  
**10** Ali2tak +142m

**Speed through water**  
-36° 24.1 KTS

**VMG to next mark**  
9.8 KTS  
AUTO VMG 8.0 KTS  
-0.1 KTS

**Effect of wind shadows from nearby boats**

**Pale blue shows wind shadows if Wind Shadow help is on**

**Change sail - Jib / Spi**

**Auto Best VMG**  
available if race help is turned on

**Press to tack or gybe**

**Ease sails to slow down or stop**



# Penalties

---

## Penalties

You are subject to all the usual race rules. If you incur a penalty, your boat will be slowed for ten seconds. No need to turn a 360, just keep on racing and wait for the penalty timer to tick down to zero and you will be restored to full speed.

## Video Tutorial

There is a good eSailing video tutorial produced by the RYA here:

[https://www.youtube.com/watch?v=i\\_s2Ujk5VYI](https://www.youtube.com/watch?v=i_s2Ujk5VYI)